



Event Planning Toolkit



Forest Hill Jewish Centre, ON



River Church of Passaic, NJ



Grace Baptist Mission Church, TX



International Fellowship
of Christians and Jews®



Event Planning Toolkit

Table of Contents

Letter from Yael Eckstein, President & Global CEO of IFCJ ...	3
How To Host Flags of Fellowship.....	4
Social Media Tips	5
How To Capture Content at Your Event	6
Photo/Film Notice	7
Children’s Bible Study Lesson	8



Iglesia Nueva Esperanza Church, NC





Shalom, my friend,

I am so grateful for your compassionate heart for Israel and her people. In these painful years since the horrific Hamas attacks of October 7, 2023, your steadfast love has been a source of strength. Your prayers, your generosity, and your unwavering solidarity remind us that even in our darkest moments, God surrounds us with faithful friends.

Each year, The Fellowship joins with churches, synagogues, and campuses across the country to commemorate October 7 through a powerful effort called Flags of Fellowship. Together, we make a visible declaration to Israel, to our communities, and to the world that even in the face of hatred and darkness, we will choose life. We will stand together as God's people, shining His light into a world that desperately needs hope.

That is why we are prayerfully inviting you, one of our most trusted friends and allies, to take part in this movement of faith and courage.

This year, Flags of Fellowship will take place October 2nd–7th. By displaying 1,200 Israeli flags in honor of the precious lives lost on October 7, you and your church will make a bold statement of remembrance, unity, and unshakable hope. It is a simple act, but a profound one—an act that says: *We remember. We stand with you. We will not be silent.*

As America approaches the 250th anniversary of its founding, we are reminded of the shared values that bind our nations together—faith, freedom, courage, and the belief that light will always overcome darkness. Flags of Fellowship reflects these same ideals, showing Christians and Jews, Americans and Israelis, standing side by side in unity and love.

I thank God every day for friends like you—Christians who lift Israel in prayer, who stand with the Jewish people in solidarity, and who offer tangible help to those in need.

Thank you for reminding us that we are not alone. Our partnership brings to life the timeless truth of Scripture: *"How good and pleasant it is when God's people live together in unity!"* (Psalm 133:1).



With blessings from the Holy Land,

Yael Eckstein
President and Global CEO





How to Host Flags of Fellowship

Before Your Event



Announce the event date to your community and on social media. Optional: notify and invite local media – if you need support please email: press@ifcj.org

Choose how to display 1,200 flags.

Flags can be planted outside the building, or volunteers may distribute them to participants indoors.

Ensure that your volunteers have enough time to plant or distribute 1,200 flags.

Day of the Event



Prominently display the Photo & Film Notice at your event (the Notice is available in the online toolkit).

Display flags – have volunteers capture high resolution photos and videos of your event (see How to Capture Photo and Video Sheet in online toolkit).

Flags of Fellowship ceremony (optional):

1. Pray for Israel (Talking Points and Prayer are in online toolkit).
2. Observe a moment of silence for the 1,200 lives lost.
3. Display the Flags of Fellowship Video from the online toolkit.
4. Please consider asking your community to support Israel and the Jewish people with a contribution.

After Your Event



Demonstrate your support for Israel by uploading photos and videos to our IFCJ drop box (ifcj.us/uploadFOFpictures) and tag us on social media with [#FlagsOfFellowship](https://twitter.com/FlagsOfFellowship). Please refer to the How to Capture Content at Your Event sheet for best practices.

Preserve the Flags – arrange for volunteers to pack the flags into boxes for storage until next year's event, or allow participants to take the flags home.





Social Media Tips

Join the Flags of Fellowship Online Community



Post your Event



Use IFCJ Socials to tag IFCJ



Use the #FlagsOfFellowship

If your church would like support in notifying local media, email press@ifcj.org.

IFCJ SOCIALS

FACEBOOK:

facebook.com/FellowshipFan

INSTAGRAM:

[@the_fellowship](https://www.instagram.com/the_fellowship)

X:

[@TheFellowship](https://twitter.com/TheFellowship)

THREADS:

[@the_fellowship](https://www.threads.net/@the_fellowship)

LINKEDIN:

<https://www.linkedin.com/company/international-fellowship-of-christians-and-jews>

HASHTAGS

#FlagsOfFellowship

#StandWithIsrael

#Fellowship

POST EXAMPLES



We are Christians and we are believers in Israel's right to exist. With these #FlagsOfFellowship provided by @The International Fellowship of Christians and Jews, we stand with Israel, and we pray for Israel & the Jewish people.

"So do not fear, for I am with you; do not be dismayed, for I am your God. I will strengthen you and help you; I will uphold you with my righteous right hand." (Isaiah 41:10)



In unprecedented times of darkness, we are the LIGHT!

As Christians, it is our spiritual obligation to stand alongside our Jewish brothers & sisters just as Scripture commands, so after nearly 3 years since the horrific attack on God's Chosen People in Israel – the choice is ours. Thanks to @The International Fellowship of Christians and Jews, these #FlagsOfFellowship are OUR choice – we choose life, we remember life, we honor life, and we sanctify life!

"I have set before you life and death, blessings and curses. Now choose life, so that you and your children may live." (Deuteronomy 30:19)





How to Capture Content at Your Event

Thank you for volunteering to help gather photos and videos.

FORMAT	ORIENTATION	UPLOAD
Video: .mp4 file at 24–30 fps	Both horizontal and vertical, including as much background as possible	Upload all files to IFCJ dropbox at: ifcj.us/uploadFOFpictures
Photo: .png or .jpg file		

Visual guidelines for photos & videos



Unboxing of flags



Planting of flags



Landscape of location



Close up of flags



Flags without people



Leader(s) of the event



Participants at event



Photography & Filming Notice

By attending this event, you understand that photographs or videos may be taken and used by the International Fellowship of Christians and Jews (IFCJ) in promotional, fundraising, and public relations materials both electronically or in print in perpetuity to support and further IFCJ's mission.

If you do not wish to be included, please notify a member of the IFCJ staff or volunteer at the event.



International Fellowship
of Christians and Jews®

Israel

The Land of Milk and Honey

Children's Bible Lesson For Grades K-5



Lesson Objective

In Bible times, God's children lived in "the land of milk and honey" that God had promised to them.

Today we need to learn about Israel and God's people by educating ourselves and trusting in the truth of His Word, the Bible.



Memory Verse

Guide me in your truth and teach me,
for you are God my Savior...

PSALM 25:5



Let's Play Telephone!

Before the game, print out the half dozen tongue-twister “messages” on the next page or other silly messages. Cut them apart so you have two sets of cards.

As the children come in, divide them into two teams and have them sit in two lines.

Introduce the Game

We're going to play a game called “Telephone.” The object of the game is to pass along a silly message the clearest!

The first person in each line will whisper the message to the second person, who will then pass along what he or she heard to the next person, and so on. We'll see which team comes closest to passing along the original message!

What Did We Learn?

Wow! We got some pretty mixed-up messages, didn't we?

It's fun sharing silly messages, but when we have an important message to share, we need to make sure everyone can understand what we're saying, and that the information we're sharing is true.

Knowing the truth is very important!

God wants us to know the facts and the truth about His land and His people so we can help educate others about Israel, too!

It's like our Telephone game. God tells us, and then we can tell others!



Sample messages you could use for the Let's Play Telephone game

Before the game, print out these half dozen tongue-twister "messages" – or other silly messages. Cut them apart so you have two sets of cards.

**Twelve twins twirled
twelve twigs**

**Five frantic frogs fled
from fifty fierce fishes**

**Bake big batches of
bitter brown bread**

**She sells seashells
by the seashore**

**A big black bug bit
the big black bear**

**Four furious friends
fought for the phone**

**Twelve twins twirled
twelve twigs**

**Five frantic frogs fled
from fifty fierce fishes**

**Bake big batches of
bitter brown bread**

**She sells seashells
by the seashore**

**A big black bug bit
the big black bear**

**Four furious friends
fought for the phone**



Our Bible story today takes place when the children of Israel were still in the desert. Moses wanted to know more information about the land God promised to Abraham. He sent 12 spies into the land to find out information.

Let's find out what happened when the spies returned and gave their reports to Moses.

Bible Story—God's People Return (Numbers 13 & 14)



God told Moses, “Send some men to explore the land of Canaan, the land I am giving to the Israelites” (Numbers 13:2). So, Moses chose one man from each of the 12 tribes of Israel and gave them these instructions:

“Go up through the Negev and on into the hill country. See what the land is like and whether the people who live there are strong or weak, few or many. What kind of land do they live in? Is it good or bad? What kind of towns do they live in? Are they unwalled or fortified? How is the soil? Is it fertile or poor? Are there trees in it or not? Do your best to bring back some of the fruit of the land” (Numbers 13:17–20).


This would be good information for the people to learn about their new home, right?

So the spies set out and explored the land, about 500 miles from south to north and back again. When they reached the valley of Eshkol, they cut off a branch bearing a single cluster of grapes. It was so big and so heavy that two men had to carry it on a pole between them!




After 40 days, the 12 spies came back to Moses with their report. First, they gave Moses and the people the good news: “We went into the land to which you sent us, and it does flow with milk and honey! Here is its fruit” (Numbers 13:27).

Then they shared the bad news: “But the people who live there are powerful, and the cities are fortified and very large” (Numbers 13:28). They told Moses and the people that there was no way the Israelites could defeat these powerful armies and conquer these strong cities.



Only one of the spies spoke up at first. One of the 12 spies named Caleb tried to encourage the people, saying, “We should go and take possession of the land. We can do it!”

But ten of the spies were too afraid. They told the Israelites, “We can’t attack these people. It can’t be done. They are stronger than us, they are bigger than us. We look like grasshoppers to them.” All the people believed the 10 spies and began to cry and moan, “Oh, why did we ever leave Egypt? Why is the Lord taking us to this land only to have us die in battle? We should go back to Egypt!”



Only two of the spies, Caleb and his friend Joshua, stood for the truth, and told the people of Israel: “The land we passed through and explored is exceedingly good. If the LORD is pleased with us, he will lead us into that land, a land flowing with milk and honey, and will give it to us. Only do not rebel against the LORD. And do not be afraid of the people of the land, because we will devour them. Their protection is gone, but the LORD is with us. Do not be afraid of them.” (Numbers 14:7–9).

But the people refused to listen to Caleb and Joshua.

And do you know what happened next?

As punishment for not trusting Him, God sent The Chosen People back into the wilderness to wander for another 40 years. And not one of the people who were alive during this story was allowed to enter the land 40 years later—none of them except for Caleb and Joshua!

Caleb and Joshua were the only two who had educated themselves about the land, who knew the truth, who shared the truth, and who trusted in God to keep His promises.



Talk About It!

What can we learn from the story of the 12 spies to help us learn the truth about Israel and share it?

Caleb and Joshua teach us to have the courage to speak the truth, and be willing to stand up against the crowd in order to do so.

When we share the facts about Israel, we must speak from a place of love. We must try to be as gentle and kind as we can when we want others to hear what we are saying.



What happened when Caleb and Joshua were willing to stand up for the truth and trust God?

Because these men were willing to stand up for the truth, God was able to use them to further His plan for His children and for the world.

Caleb and Joshua were the only two men from the Israelites who left Egypt with Moses to enter the Promised Land. God appointed Joshua to lead His children into the Promised Land, and Joshua conquered Jericho and many other cities with God's help.

When we are courageous and stand for the truth, God can use us as well to help His children, Israel. Who knows what God will be able to accomplish through us?

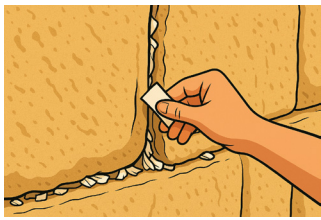
Apply It! (5 minutes)

We learned from our Bible story that it's important to educate ourselves and learn the truth about Israel, and then have the courage to stand up and share that truth with others.

This is still important today. One of the biggest threats that Israel and the Jewish people face is the many lies that are spread about them. You can help them by learning—and sharing—the truth. By doing that, you stand with Israel!

Let's make some cards with fun facts about Israel on them. Share these cards with your family and friends. Then challenge yourself during the week to discover more about God's Holy Land, Israel, that you can share with others.





Over 1 million notes are left in the Western Wall each year—including the thousands of prayers from friends of Israel brought by The Fellowship.



Israelis eat more fruits & veggies per person than any other country in the world!



The average Israeli eats more than 20 pints of ice cream each year!



Israel is the only country in the Middle East where the number of Christians is increasing.



The cell phone was developed in Israel!




More than 9 million people speak Hebrew around the world.



Israel is half the size of Lake Michigan!




Israelis eat 24 million sufganiyot (donuts) during the eight days (& nights) of Hanukkah!



Israel is the only country to have more trees than it did 50 years ago.



Israel just reached 10 million people—a long way from the 800,000 Israelis who founded the country in 1948!



The Dead Sea in Israel is the lowest spot on earth at more than 1,400 feet below sea level!



One-third of Israelis are immigrants who came to the Holy Land from 100 different countries.





